

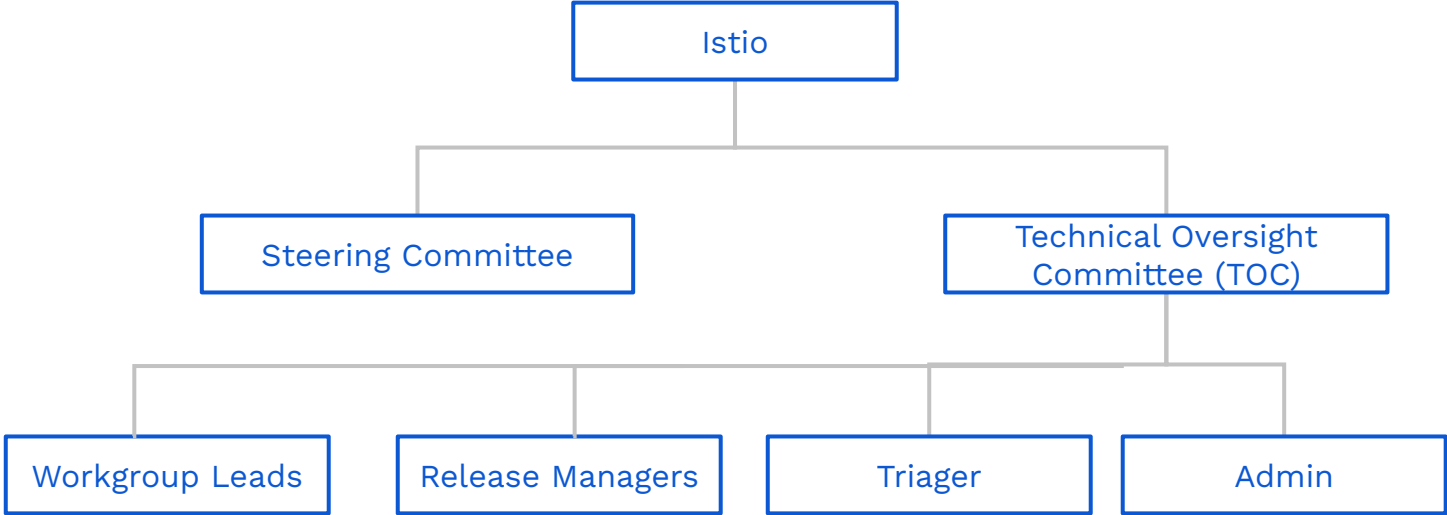
# Getting Started in the Istio Community

Mariam John / IBM/ Slack@mariamj / Github ID@johnma14



#IstioCon

# Istio Governance



# Istio Community Roles



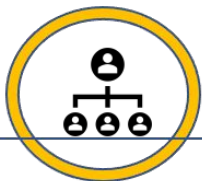
## Triager

- Triage issues
- Sets priority, assignment, milestones, and labels
- Appointed by TOC



## Document Reviewer

- Reviews content for istio.io
- Ensure content follows guideline mentioned in [contribution guide](#)



## Release Manager

- Manages the release of Istio
- Appointed by TOC



## Admin

- Responsible for various parts of infrastructure that supports Istio
- Appointed by TOC



## Sponsor

- Vouches for another collaborator to help move their work ahead



## Maintainer

- Reviews/Approves code contributions
- Triage issues/PRs
- Nominated by a WG lead with support from rest of the WG leads

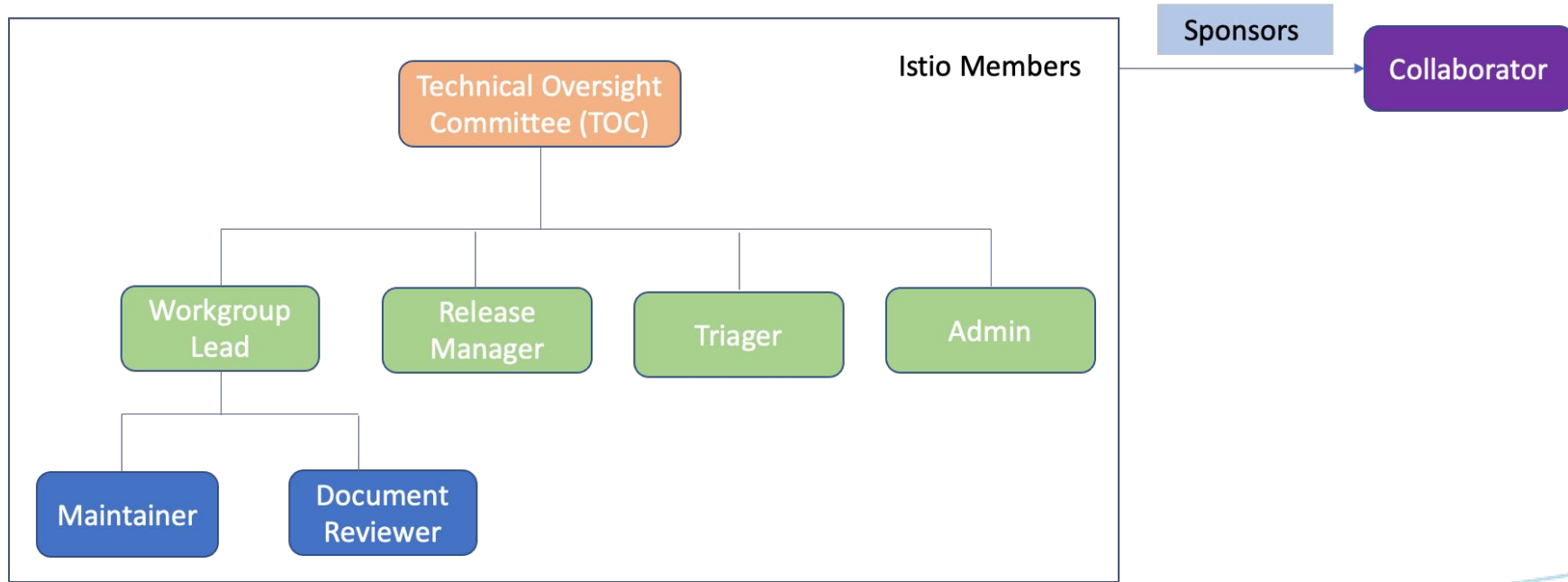


## Workgroup Lead

- Accept/Approve design proposals
- Review PR's, fix bugs, mentors
- Maintainers of an entire area
- Appointed by TOC



# Istio Community Roles



 Nominated by Maintainer/WG lead

 Appointed by TOC

#IstioCon



# Working Groups

01	Networking	<ul style="list-style-type: none"><li>Responsible for everything related to traffic management</li></ul>
02	UI	<ul style="list-style-type: none"><li>Responsible for overall user experience for Istio, API and CLI guidelines and support</li></ul>
03	Extensions/Telemetry	<ul style="list-style-type: none"><li>Responsible for tracing, metrics and logging and WebAssembly based extensibility</li></ul>
04	Environments	<ul style="list-style-type: none"><li>Responsible for areas including multiple control plane support, VM support, multicluster and Istio installation/upgrade</li></ul>



# Working Groups

05	Test & Release	<ul style="list-style-type: none"><li>• Responsible for build, test and release of Istio</li></ul>
06	Docs	<ul style="list-style-type: none"><li>• Responsible for all all Istio user documentation</li><li>• Istio.io infrastructure</li></ul>
07	Security	<ul style="list-style-type: none"><li>• Responsible for areas such as identity and certificate management, Authentication, Authorization and Auditing</li></ul>
08	Product Security	<ul style="list-style-type: none"><li>• Responsible for product security for Istio</li><li>• Evaluate and remediate security vulnerabilities and threats</li><li>• Respond to security vulnerability reports from users</li></ul>



# Istio Meetings

MEETING TYPE	PUBLIC/PRIVATE	REGION	TIME
Community	Public	US	4th Thursday of every month <ul style="list-style-type: none"><li>• 10 am PDT</li></ul>
TOC	Public	US	Weekly meeting <ul style="list-style-type: none"><li>• Mondays @9 am PDT</li></ul>
Combined Working Group	Public	US/APAC	Weekly meeting <ul style="list-style-type: none"><li>• Tuesday @5.30 pm PDT (APAC)</li><li>• Wednesday @9 am PDT (US)</li></ul>
Product Security	Private	US/APAC	Alternating Wednesdays <ul style="list-style-type: none"><li>• 11 am PDT (US)</li><li>• 3 pm PDT (APAC)</li></ul>
Steering Committee #IstioCon	Private	US/APAC	Alternating Thursdays <ul style="list-style-type: none"><li>• 1.30 pm PDT (US)</li><li>• 4 pm PDT (APAC)</li></ul>



# Joining Istio Community

01	Join Istio Slack channel	<ul style="list-style-type: none"><li>Join <a href="#">slack</a> to communicate with members of Istio community</li></ul>
02	Join Istio discussion forum	<ul style="list-style-type: none"><li>Join Istio <a href="#">discussion board</a> to ask questions/communicate with other users</li></ul>
03	Subscribe to community calendar	<ul style="list-style-type: none"><li>Join this <a href="#">group</a> to have meetings automatically added to your calendar</li></ul>
04	Get read access to design docs	<ul style="list-style-type: none"><li>Join the <a href="#">istio-team-drive</a> group and get read access to the <a href="#">design docs</a></li></ul>
05	Sign Google CLA	<ul style="list-style-type: none"><li>If you plan on contributing code, sign the <a href="#">google CLA</a></li></ul>





# Becoming an Istio Member



- Has pushed at least 1 PR to any Istio repo in < 6 months
- Subscribed to [contributors](#) section of discuss forum
- Review [contribution guidelines](#) and [community membership guidelines](#)
- Enable [two-factor-authentication](#) on github account
- Join the [Istio Slack workspace](#)
- Create a PR updating the [Istio community members](#) list by adding your name to the members list ([sample PR template](#))
- Actively contributing to one or more areas (code reviews/bug triage/PR)
- Active owner of code they have contributed to (code/test/address issues/comments)



# Helpful links to get started




[Istio Wiki](#) - This is a useful resource for developers. It has useful information regarding setting up your dev environment, Istio test framework, etc



[Istio Codebase](#) - Apart from being the main source repo for Istio, this page also has information about the various Istio repos and information about the community



[Istio Website](#) - This contains all the user docs, use cases, best practises and blogs related to Istio



[Istio Community repo](#) - This is a great place for any contributor to get started contributing to Istio



# Where do I start?



The best place to start reading about Istio is the [Concepts](#) page on istio.io



Pick a feature to learn more about – traffic management, security or observability



Play with Istio

To quickly install Istio, follow the instructions [here](#) (use 'demo' profile). This contains instructions to install Istio and the bookinfo application.



# Reporting Issues

## CODE

- Search for existing issues/file new issues in the [product repo](#)

## DOCUMENTATION

- Search for existing issues/file new issues in the [doc repo](#)

## SECURITY VULNERABILITY

- To report a security vulnerability in Istio, send a mail to the private mailing list, *istio-security-vulnerability-reports@googlegroups.com*
- For more info on when *to/not to* file a security vulnerability report, refer to the [security vulnerability doc](#)



# Where do I look for easy issues to fix?

## DOCUMENTATION

- Look for bugs/issues in [istio.io](https://github.com/istio/istio) repo
- While reviewing the docs on istio.io, if you come across any bugs, you can create a PR ([pull request](#)) to fix it. This is the easiest way to get started
- You can also contribute to the automated tests suite for docs on istio.io. You can find more information about this [here](#)

## TESTS

- Another place to start contributing is by writing [unit tests](#) and [integration tests](#) for various features/components in the Istio main repo

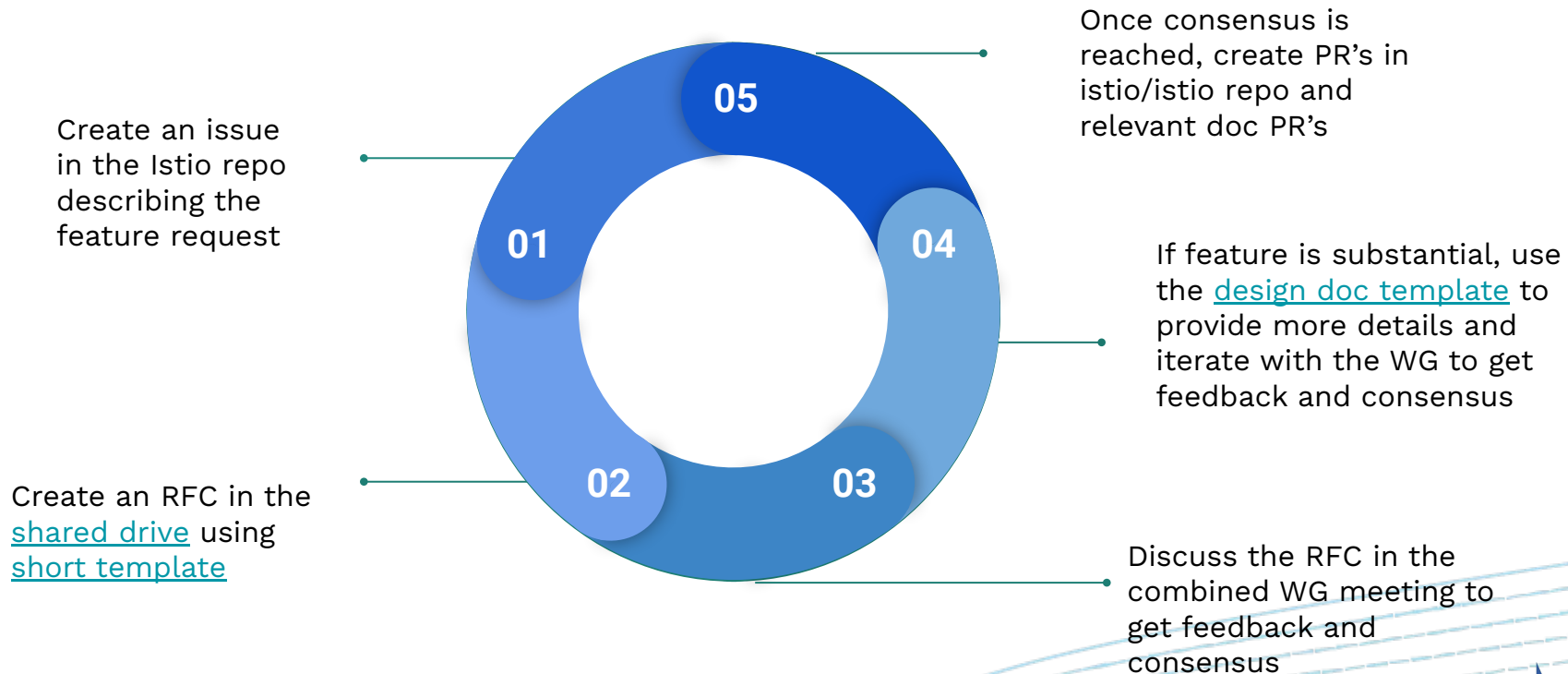
## CODE FIXES

- Look for bugs/issues in the [Istio](#) repo with the following labels:

*community/help wanted,  
community/good first issue,  
community/intern-help-wanted*



# Working on feature requests



# Grow your Eminence

## *Ask*

Engage with other Istio users/members on discuss and Istio slack

## *Join*

Join the Istio community and help contribute

## *Engage*

Regularly attend and participate in WG meetings, be responsive to requests, help review PRs

## *Contribute*

Help contribute to Istio by fixing/triaging issues, enhancing docs and implementing new features

#IstioCon

[Get  
Involved](#)



*Thank you!*

@Twitter  
mariam\_j15

#IstioCon

